

SCHOOLS

Enrollment as of October 21, 2011

South Kingstown High School (Gr. 9-12)

Enrollment 1057

Faculty/Staff FTE 147.90

Independence Transition Academy

Enrollment 11

Faculty/Staff FTE 3.60

Curtis Corner Middle School (Gr. 7-8)

Enrollment 581

Faculty/Staff FTE 70.50

Broad Rock Middle School (Gr. 5-6)

Enrollment 514

Faculty/Staff FTE 66.10

Matunuck Elementary School (Gr. K-4)

Enrollment 249

Faculty/Staff FTE 35.95

Peace Dale Elementary School (Gr. K-4)

Enrollment 389

Faculty/Staff FTE 50.80

Wakefield Elementary School (Gr. K-4)

Enrollment 267

Faculty/Staff FTE 33.40

West Kingston Elementary School (Gr. K-4)

Enrollment 281

Faculty/Staff FTE 35.90

Hazard Pre-School

Enrollment 96

Faculty/Staff FTE 13.30

TOTAL DISTRICT ENROLLMENT: 3445

From the Superintendent's Desk

As we embark on the 2011-12 academic year, I am pleased to provide the South Kingstown Schools Accountability Report, "How are we doing?" This report highlights school and district enrollment, achievement scores, graduation rates, budget information and rates of attendance, suspension and mobility. Additional information can be found on our website (<http://fc.skschools.net/>).

During the summer of 2010, the school committee created a 5-year strategic plan to address student achievement. A copy of our strategic planning brochure and our full strategic plan are available on our website.

As you can see, South Kingstown students are making significant progress, supported by our highly qualified professional staff and the parents of our community. As detailed in the strategic plan, we still have areas of expected improvement. Our goals indicate increasing achievement by 15 percentage points, closing the special education gap by ½ and increasing our high school graduation rate to 92% by 2015.

We look forward to the continued success of ALL students. As our strategic plan indicates, we stand ready to support our students with the knowledge and skills necessary to achieve success in college and career. Thank you for your support of the South Kingstown Schools.

Yours truly,
Dr. Kristen Stringfellow, Superintendent of Schools



South Kingstown Schools

307 Curtis Corner Road

Wakefield, RI 02879

(401) 360-1300

<http://fc.skschools.net/>

South Kingstown Schools Report Card

How are we doing?

MISSION STATEMENT

The mission of the South Kingstown School Department, in partnership with families and the entire educational community, is to educate and engage ALL of our students in the knowledge and skills necessary to ensure readiness and success in college and career.

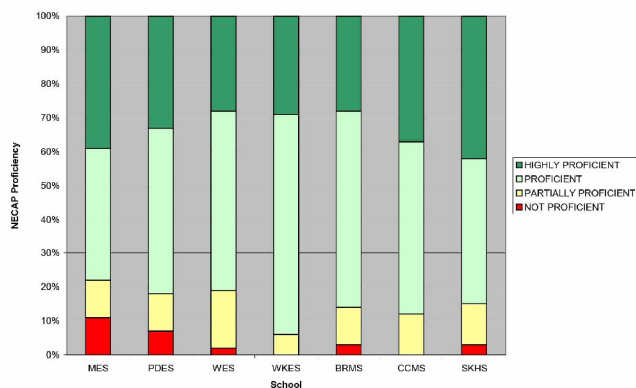
Fall 2011



NECAP Snapshot

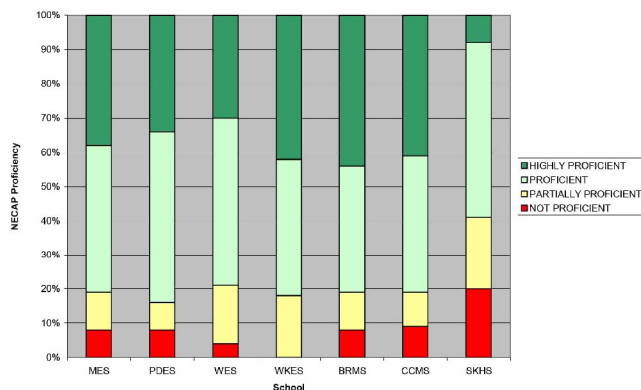
Reading

2009-2010 NECAP READING



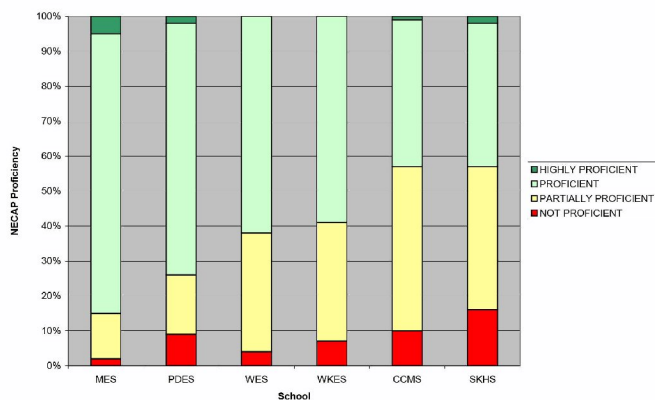
Math

2009-2010 NECAP MATH



Science

2009-2010 NECAP SCIENCE



How are we doing?

SATs & AP

194/234 senior class students sat for at least one SAT.

	SK	RI	USA
Math	542	489	510
Reading	537	486	496
Writing	526	482	487
AP Mastery	87%	58%	

SCHOOL AND DISTRICT ENVIRONMENT

	SK	RI
Attendance Rate-Elem	95%	94%
Attendance Rate-MS	95%	94%
Attendance Rate-HS	93%	91%
Suspension-Elementary (# K-5)	37	2758
Suspension-Middle (#6-8)	44	14225
Suspension-High School (#9-12)	806	25840
Teacher Emergency Certified	<1%	1%
Student Chronic Absenteeism	10%	16%
Stability & Mobility Index-Elem	93%	87%
Stability & Mobility Index-MS	96%	90%
Stability & Mobility Index-HS	91%	85%
Charter School Enrollment	108	n/a

DISTRICT PROFILE

	SK	RI
Teacher Student Ratio	1:9	1:11
Subsidized Lunch	17%	43%
ELL Students	<1%	5%
IEP Students	14%	16%
Percent Graduated 2010	86%	76%
Percent Dropped Out	6%	14%
Percent GED	3%	5%
Percent Still in School	5%	6%

DISTRICT MANAGEMENT

COHORT

						COHORT RANK	STATE RANK
Chariho	Lincoln	Portsmouth	North Kingstown	South Kingstown		COHORT	STATE
1.2M	688K	1.2M	941K	1.2M	Property Value per student	1	7
60K	61K	68K	69K	67K	Median Family Income	3	7
14.5K	14.5K	12.3K	13.3K	15.7K	PPE	1	10